

3

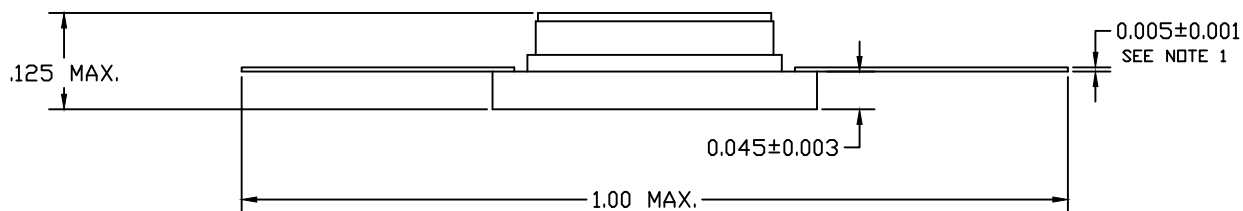
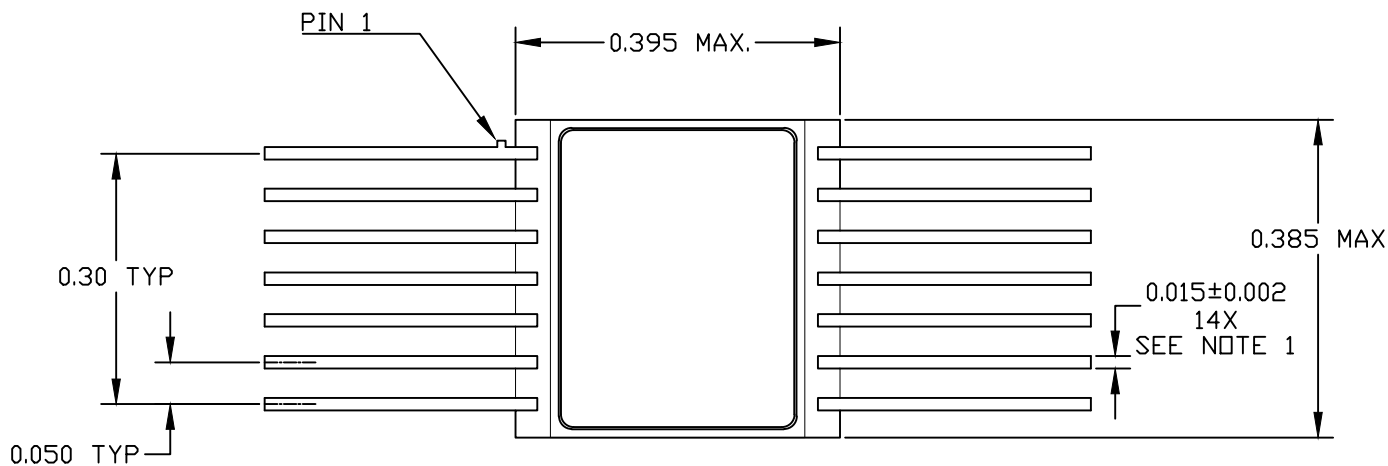
2

1

This document is the property of KCB Solutions, Inc. and contains company confidential and/or proprietary information. It is issued in strict confidence and the recipient shall not reproduce, copy, cause to be reproduced or copied, disclose to others, or use as the basis for manufacture, sale or purchase of apparatus the contents or portions thereof of this document without written permission of KCB Solutions.

## REVISIONS

ZONE	LTR	DESCRIPTION	DATE	APPROVED
	(-)	CDCO 1812: INITIAL RELEASE	10/24/17	EJW



## NOTES:

1. DIMENSION AND TOLERANCE IS PRIOR TO SOLDER TINNING

THIRD ANGLE PROJECTION 		UNLESS OTHERWISE SPECIFIED	DRAWN BY D.SCOFIELD	06/09/16	KCB SOLUTIONS, INC. 900 Mount Laurel Circle, Shirley, Ma. 01464			
		DIMENSIONS ARE IN INCHES TOLERANCES ON FINISH: RMS 63 ANGLES: ±1/8" FRACTIONS: ±1/64 4 PLACE DECIMALS: ±0.0005 3 PLACE DECIMALS: ±0.005 2 PLACE DECIMALS: ±0.010 COMMERCIAL PUBLISHED TOLERANCES SHALL APPLY TO TUBING, BAR, PLATE ETC. ALL THREADS TO BE CLASS 2A OR 2B. PLATED PARTS MUST FIT GAUGES AND MEET SPECIFIED TOLERANCES AFTER PLATING.	CHECKED BY			OUTLINE, PACKAGE 14-LEAD STRAIGHT		
NEXT ASSEMBLY USED ON		CAUTION UNLESS THIS DRAWING BEARS AUTHORIZED SIGNED APPROVAL(S) IT IS PRELIMINARY AND IS NOT TO BE USED FOR MANUFACTURING PURPOSES.	ENG.		SIZE B			CAGE CODE 3W3Q7
			PROD.					
APPLICATION			Q.A.		SCALE 1 : 1		SHEET 1 OF 2	
			THIRD ANGLE PROJECTION 					
			DO NOT SCALE DRAWING					

3

2

1

3

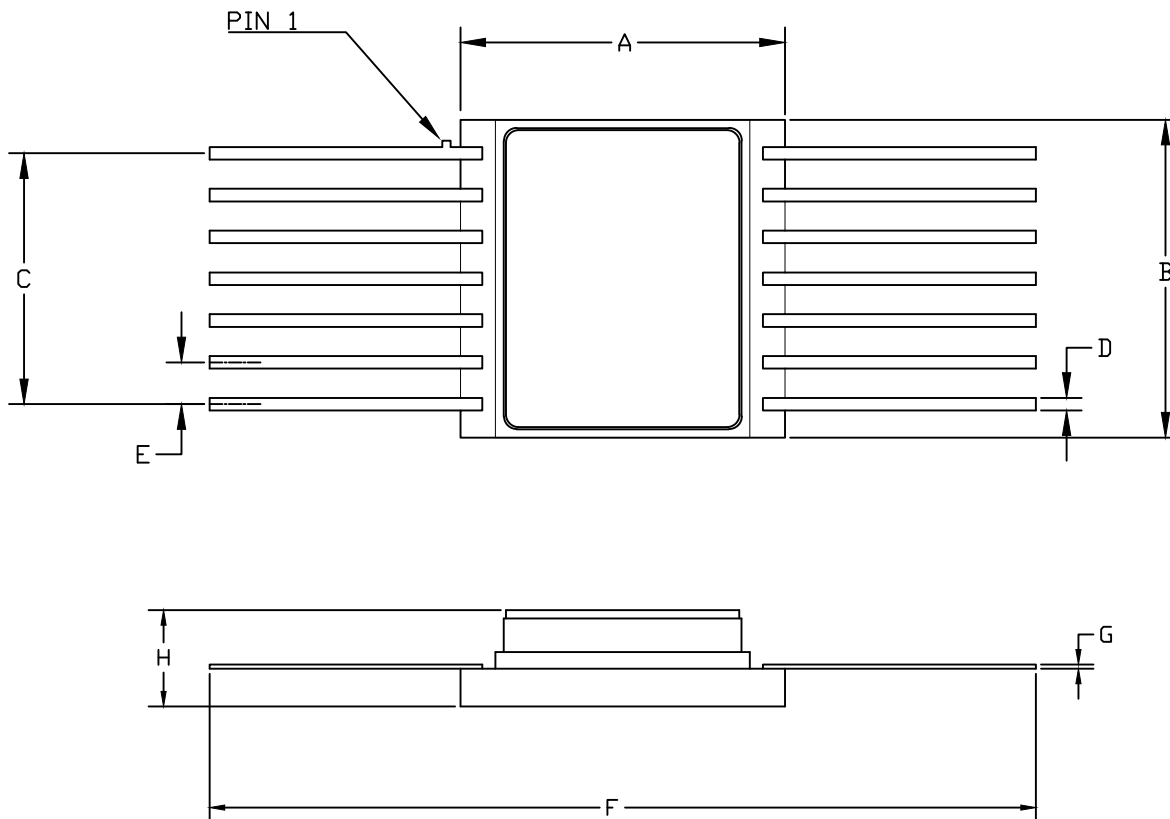
2

1

This document is the property of KCB Solutions, Inc. and contains company confidential and/or proprietary information. It is issued in strict confidence and the recipient shall not reproduce, copy, cause to be reproduced or copied, disclose to others, or use as the basis for manufacture, sale or purchase of apparatus the contents or portions thereof of this document without written permission of KCB Solutions.

## REVISIONS

ZONE	LTR	DESCRIPTION	DATE	APPROVED
		SEE PAGE 1 FOR REV HISTORY	10/24/17	EJW



KCB PART NUMBER:						DATE CODE: _____					
WORK ORDER NUMBER: _____						OPERATOR: _____					
REF.	DIM	A	B	C	D	E	F	G	H		
S/N	MIN	--	--	0.30	0.013	0.045	--	0.004	--		
	MAX	0.395	0.385	TYP	0.017	0.055	1.00	0.006	0.125		

<b>THIRD ANGLE PROJECTION</b> 		UNLESS OTHERWISE SPECIFIED		DRAWN BY	MCROWNE	10/14/15	KCB SOLUTIONS, INC.	
		DIMENSIONS ARE IN INCHES TOLERANCES ON FINISH: RMS 63 ANGLES: ±1/8" FRACTIONS: ±1/64 4 PLACE DECIMALS: ±.0005 3 PLACE DECIMALS: ±.005 2 PLACE DECIMALS: ±.010		CHECKED BY	MCID	10/16/15	900 Mount Laurel Circle, Shirley, Ma. 01464	
		COMMERCIAL PUBLISHED TOLERANCES SHALL APPLY TO TUBING, BAR, PLATE ETC. ALL THREADS TO BE CLASS 2A OR 2B. PLATED PARTS MUST FIT GAUGES AND MEET SPECIFIED TOLERANCES AFTER PLATING.		ENG.	MCROWNE	10/16/15	<b>OUTLINE, PACKAGE</b> <b>14-LEAD STRAIGHT</b>	
				PROD.	R.NILSSON	10/16/15		
CAUTION UNLESS THIS DRAWING BEARS AUTHORIZED SIGNED APPROVALS IT IS PRELIMINARY AND IS NOT TO BE USED FOR MANUFACTURING PURPOSES.		THIRD ANGLE PROJECTION 		Q.A.	R.WYNKOOP	10/16/15	SIZE B CAGE CODE 3W3Q7 80114	
				DO NOT SCALE DRAWING				
APPLICATION				SCALE 1 : 1		SHEET 2 OF 2		

3

2

1