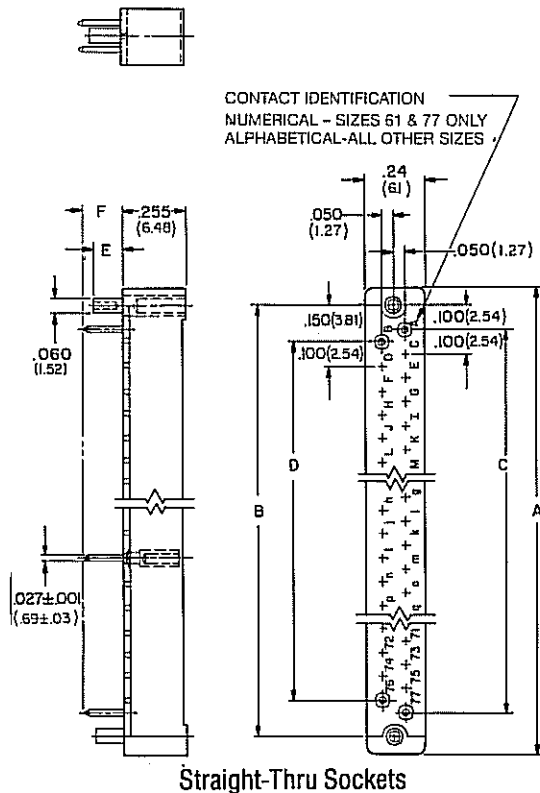


600-1 MIL-C-55302/4, /6

PRINTED CIRCUIT PIN & SOCKET CONNECTORS

.100" (2.54MM) CONTACT SPACING
2 ROWS OFFSET .050" (1.27MM)
9, 17, 25, 33, 41, 61, 77 CONTACTS

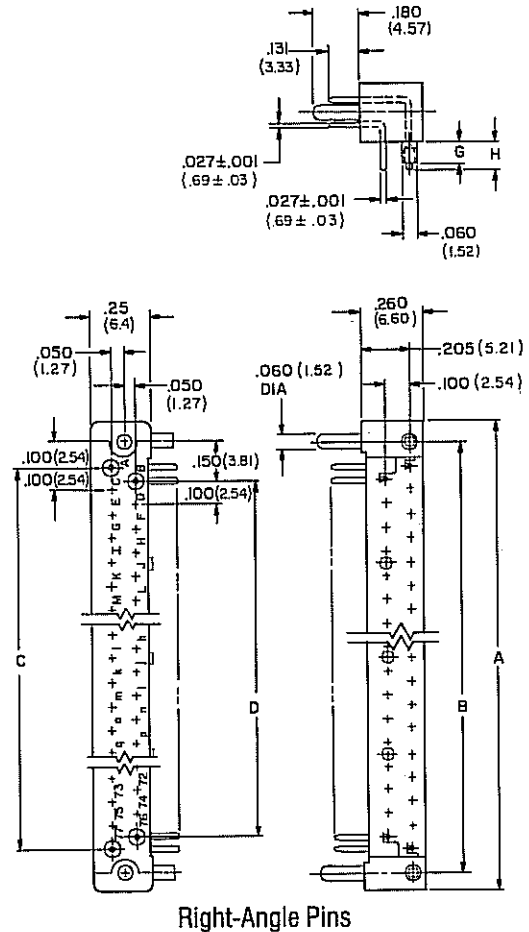
MIL-C-55302/6



PART NO.	E	F
600-1-() SD16	.128 (3.25)	.164 (4.17)
600-1-() SD11	.090 (2.29)	.110 (2.79)
600-1-() SD16-1	.090 (2.29)	.164 (4.17)
600-1-() SD11-1	.128 (3.25)	.110 (2.79)

↑ Insert number of contacts
 (9, 17, 25, 33, 41, 61, 77)

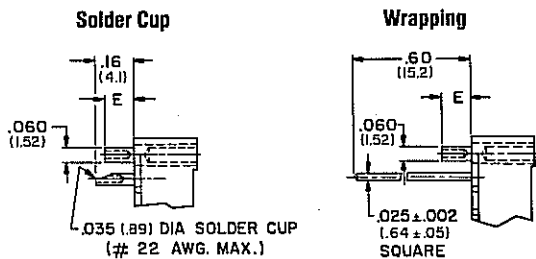
MIL-C-55302/4



PART NO.	G	H
600-1-() P	.090 (2.29)	.110 (2.79)
600-1-() P1	.128 (3.25)	.140 (3.56)

↑ Insert number of contacts
 (9, 17, 25, 33, 41, 61, 77)

ALTERNATE TERMINALS ON RECEPTACLES



PART NO.	E
600-1-() SC	.090 (2.29)
600-1-() SC-1	.128 (3.25)

PART NO.	E
600-1-() SW	.128 (3.25)
600-1-() SW-1	.090 (2.29)

NO. OF CONTACTS	DIMENSIONS			
	A	B	C	D
9	.75 (19.1)	.600 (15.24)	.400 (10.16)	.300 (7.62)
17	1.15 (29.2)	1.000 (25.40)	.800 (20.32)	.700 (17.78)
25	1.55 (39.4)	1.400 (35.56)	1.200 (30.48)	1.100 (27.94)
33	1.95 (49.5)	1.800 (45.72)	1.600 (40.64)	1.500 (38.10)
41	2.35 (59.7)	2.200 (55.88)	2.000 (50.80)	1.900 (48.26)
61	3.35 (85.1)	3.200 (81.28)	3.000 (76.20)	2.900 (73.66)
77	4.15 (105.4)	4.000 (101.60)	3.800 (96.52)	3.700 (93.98)

CROSS-REFERENCE

MIL P/N	CCC P/N	MIL P/N	CCC P/N
M55302/4-01	600-1-9P	M55302/6-01	600-1-9SD16
M55302/4-02	600-1-17P	M55302/6-02	600-1-17SD16
M55302/4-03	600-1-25P	M55302/6-03	600-1-25SD16
M55302/4-04	600-1-33P	M55302/6-04	600-1-33SD16
M55302/4-05	600-1-41P	M55302/6-05	600-1-41SD16
M55302/4-06	600-1-77P	M55302/6-06	600-1-77SD16

SPECIFICATIONS: Refer to page 9