


# MIL-C-55302 / 58

## UER-MF Series

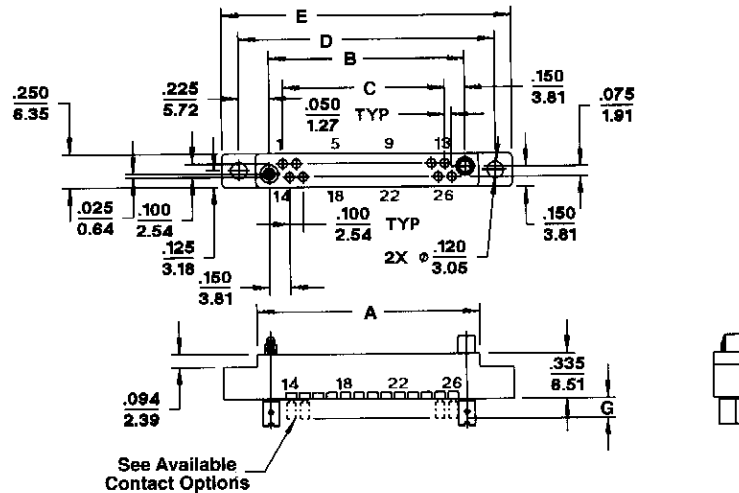
## Male Body / Female Contact: .100" Centers — .050" offset

**Description:** Straight through socket connector with mounting ears. .100" (2.54) centers .050" (1.27) offset

**Contacts:** 10-70  
**Hardware:** See page 9  
**Contact Termination:** See page 9  
**Polarization Configuration:** See page 22  
**Suggested Mounting:** See below



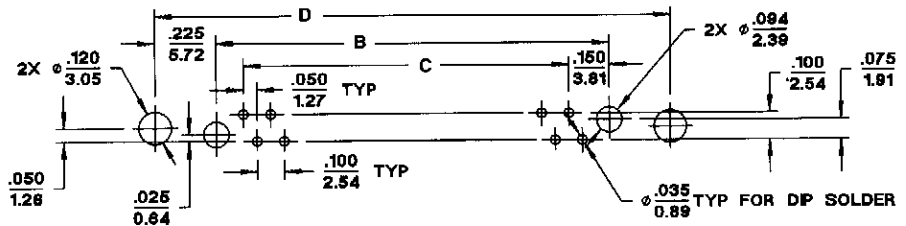
### OUTLINE



UER026MF2KS shown

### MOUNTING LAYOUT

MIL-C-55302 / 58



Recommended Hole Pattern Component Side For Fixed Hardware

### DIMENSIONS

Dimensions are for reference only. Metric equivalents in (mm) are given for general information.

# Con-tacts	A	B	C	D	E	# Con-tacts	A	B	C	D	E	# Con-tacts	A	B	C	D	E
10	.850 (21.59)	.650 (16.51)	.400 (10.16)	1.100 (27.94)	1.350 (34.29)	30	1.850 (46.99)	1.650 (41.91)	1.400 (35.56)	2.100 (53.34)	2.350 (59.69)	54	3.050 (77.47)	2.850 (72.39)	2.600 (66.04)	3.300 (83.32)	3.550 (90.17)
14	1.050 (26.67)	.850 (21.59)	.600 (15.24)	1.300 (33.02)	1.550 (39.37)	36	2.150 (54.61)	1.950 (49.53)	1.700 (43.18)	2.400 (60.96)	2.650 (67.31)	56	3.150 (80.01)	2.950 (74.93)	2.700 (68.58)	3.400 (86.36)	3.650 (92.71)
20	1.350 (34.29)	1.150 (29.21)	.900 (22.86)	1.600 (40.64)	1.850 (46.99)	40	2.350 (59.69)	2.150 (54.61)	1.900 (48.26)	2.600 (66.04)	2.850 (72.39)	60	3.350 (85.09)	3.150 (80.01)	2.900 (73.66)	3.600 (91.44)	3.850 (97.79)
24	1.550 (39.37)	1.350 (34.29)	1.100 (27.94)	1.800 (45.72)	2.050 (52.07)	44	2.550 (64.77)	2.350 (59.69)	2.100 (53.34)	2.800 (71.12)	3.050 (77.47)	66	3.650 (92.71)	3.450 (87.63)	3.200 (81.28)	3.900 (99.06)	4.150 (105.41)
26	1.650 (41.91)	1.450 (36.83)	1.200 (30.48)	1.900 (48.26)	2.150 (54.61)	50	2.850 (72.39)	2.650 (67.31)	2.400 (60.96)	3.100 (78.74)	3.350 (85.09)	70	3.850 (97.79)	3.650 (92.71)	3.400 (86.36)	4.100 (104.14)	4.350 (110.49)



Continental Connector Company, Subsidiary Of ASC Group, Inc.

53 La France Avenue ■ Bloomfield, New Jersey ■ 07003-5632 ■ Phone: (973) 429-8500 ■ FAX: (973) 743-2510